



PRINTER APPLICATORS

L&C

**LABELING
& CODING**

Introduction3

252 Modules.....4

 Label Unwind Module5

 Pneumatic Module5

 Rewind Module.....5

 Electronics Module6

 Print Engine Module6

 Label Dispense Module6

252 Application Modules7

 Tamp Applicator8

 Swing Arm Applicator.....8

 Dual Panel Tamp Applicator8

 Corner Wrap - Vacuum Grid9

 3-Panel Smart Tamp.....9

 PowerMerge™ High Speed Applicator 10

 CrossMerge™ High Speed Applicator 11

 TiltTouch™ High Speed Applicator..... 12

252CTL Case Taper & Labeler 13

252N Narrow Aisle Corner Wrap.....14

252E for Harsh Environments 15

255 with Allen-Bradley Controls 16

350 Electric Label Printer Applicator..... 17

455 High Speed Label Printer Applicator for Harsh Environments 18

262 Loose Loop Label Printer Applicator..... 19

The ID Technology Advantage20

Contact Information.....21

Introduction

ID TECHNOLOGY: A LEADER IN THE INDUSTRY

At ID Technology, we believe in providing our customers with the best equipment at the lowest possible cost of ownership. So when it was time to update the 250 line of Label Printer Applicators, the engineers had a tough task: make the industry's best selling label printer applicator even better, while maintaining compatibility with the current version.

After listening to customers, the people that build the machines and the technicians that maintain them, the new 252 was designed. The new 252 takes all the aspects of the previous 250 series and improves on them. Easier to build, easier to set up & use, easier to maintain.

The 252 introduces a new concept - Centerline-Modularity™ - “The process of removing as many adjustment points from a machine as possible, coupled with hot-swap modules for quick fault diagnosis and repair, leading to greater uptime and lower running cost.”



252 Features

SIMPLICITY

Setting up and operating the 252 Printer Applicator is fast and simple.

- Robust faceplate is CNC machined for exact positioning and quick installation of application modules.
- Easy to integrate PLC's, scales and other devices.
- Touch screen interface offers improved visibility for better control.

SERVICEABILITY

The 252 features modular design for maximum serviceability.

- Core modules can be swapped in less than 5 minutes.
- Regulators, valves and gauges on all devices.
- ID Technology's new “Service Position” swing tamp feature for easy operator access (optional).

FLEXIBILITY


Designed to integrate seamlessly into new and existing production lines.

- Can be mounted in any orientation.
- Quickly switch between different application modules - maximize the initial investment.
- Can use Sato, Honeywell or Zebra print engines or ID Technology's Label Dispense Module.


DURABILITY

The 252 modules are engineered in the tradition of dependability you expect from ID Technology.


- 1" diameter stainless steel shaft on label unwind module.
- Sealed bearings, for longer life.



252 Modules



ROBUST FACEPLATE



A. PNEUMATICS
MODULE



B. PNEUMATIC TAMP
MODULE



C. PRINT ENGINE MODULE



D. REWIND MODULE



E. UNWIND MODULE




F. ELECTRONICS
MODULE



Label Unwind Module

- Full 1" stainless steel unwind shaft with bearing block and sealed bearings.
- 14.5" easy change outer flange.
- Visual indication of labels left on roll & proper alignment of labels.
- Fixed position band brake (no adjustment needed).
- Modular design requires 2 bolts to remove.
- No tool label changeover.
- Modular design enables easy relocating of assembly.



Pneumatic Module

- Mounted Internally – protecting from unauthorized adjustment.
- Valve status LEDs monitor operability for easy fault analysis.
- Manual override buttons provide easy troubleshooting.
- Gauges for all functions.
- Space for additional controls when optional features added.
- Modular assembly enables fast swap out if needed - just 4 screws & 3 wires.



Rewind Module

- Fixed position belt.
- No adjustment regardless of label size or full/empty label roll.
- Dancer arm design – ensures rewind tension.
- Modular design can be changed out in minutes.



Electronics Module

Designed to be simple to use, the 252 Electronics Module controls all aspects of the labeling system. A touch screen, icon driven interface provides access to all the settings, regardless of which label applicator module is used. Like all 252 modules, the electronics module can be removed and replaced quickly, to keep any downtime to a minimum and an optional system status upgrade provides outputs to connect to external systems.



Print Engine Module

The 252 is designed to use print engines from Sato, Honeywell or Zebra. We'll help you decide which is the best for your particular application. Need spare or replacement print engines? We can supply those too!



Label Dispense Module

Just need to apply labels today, but might need printing in the future? ID Technology's label dispense module might be just what you need. Replace with a Sato, Honeywell or Zebra print engine in the event printing is needed in the future.

252 Application Modules

ID TECHNOLOGY: A LEADER IN THE INDUSTRY



One of the things that makes the 252 so powerful is the range of application modules that are available.

These include:

- Tamp
- Leading Edge
- PowerMerge™
- Tamp-Blow
- Trailing Edge
- CrossMerge™
- Corner Wrap
- Dual Panel
- TiltTouch™
- Swing-Arm Tamp

This wide range of applicators ensures that the 252 can be configured for just about any imaginable labeling job.

Note that the application modules featured here are just some of the total that are available.



Optional Tamp Module

SERVICE-POSITION

If you use Printer Applicators, you'll have had to try and clear labels that can get stuck between the print engine and the tamp pad.

ID Technology's Service-Position option, allows the tamp cylinder to swing out of the way to allow easy access to the print engine for clearing labels and maintenance.

Labels stuck to your air-assist tube? Not with the 252's Plasma-Coated tube. The labels slide right off.

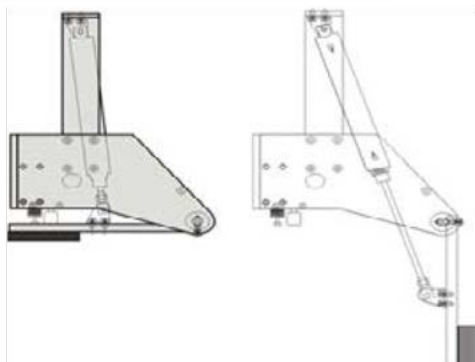


Tamp Applicator

This is the simplest and most common application method. The label is dispensed off of the liner onto a tamp pad and held in place with a Venturi vacuum.

When the product is detected, the tamp cylinder is driven to the product with air and the label is applied by pressure of the tamp pad to the product surface.

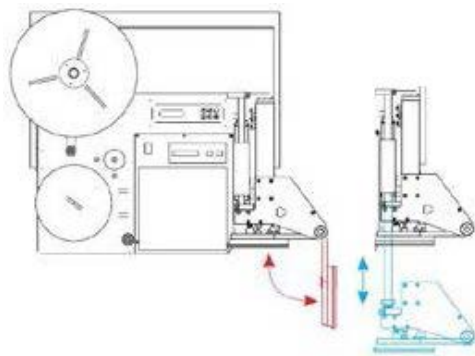
The Tamp Applicator can also be supplied as a TampBlow. In this case, a jet of air replaces the vacuum at the moment of adhesion, ensuring that the label is firmly attached to the product.



Swing Arm Applicator

When using this applicator, the 252 can be mounted in various orientations so that the leading or trailing edge of the product can be labeled.

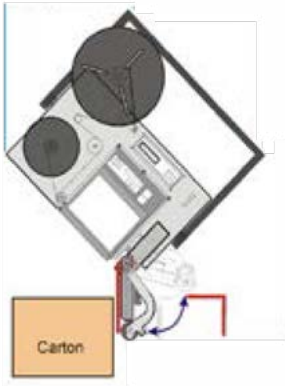
The label dispenses onto the tamp pad and then swings to the leading or trailing edge of the product and tamps the label onto the product.



Dual Panel Tamp Applicator

The Dual Panel Tamp Applicator is able to apply labels to both the side and the leading or trailing face of a product. It incorporates a swing arm applicator with an additional dimension of motion to allow labels to be placed on adjacent faces of the product.

This applicator can be configured to place a label on either the leading or trailing face of the product as well as on the side facing the labeler.



Corner Wrap - Vacuum Grid

This applicator is designed to place a label on the leading face of the case and wrap it around the face closest to the machine.

Label dispenses onto a vacuum grid that is positioned over the conveyor. A roller is located at the end of vacuum grid. The product runs into the vacuum grid which pushes the grid back so that the grid now wipes the labels down the side of the product and the roller wipes the label down the leading edge and side of the product.



3-Panel Smart Tamp

This applicator module is designed to place labels on 2 or 3 sides of a pallet or case. It was created knowing that pallets are not always as neatly put together as they might be and that the handling isn't always totally consistent.

As a pallet or case approaches the printer applicator, a tamp assembly with a label on the tamp pad, is extended. Once the tamp assembly is fully extended, the tamp pad rotates towards the approaching pallet and applies the label to the front panel.

The tamp assembly then retracts to home position. As the pallet passes by the printer applicator, the tamp module extends just far enough to apply a label to the side panel, the distance being controlled by ID Technology's laser system. Once the pallet has passed the tamp module, the entire assembly extends again. This time the tamp pad rotates towards the back panel and applies a label.

For added flexibility, operators can select label application to one, two or three panels of pallets or cases.

PowerMerge™ High Speed Applicator

HIGH SPEED BARCODE PRINT/APPLY LABELER

PowerMerge is a label applicator module, designed to be used with the 252 and 255 label printer applicators. PowerMerge uses a driven vacuum belt to transfer the label from the print engine to the point of application.

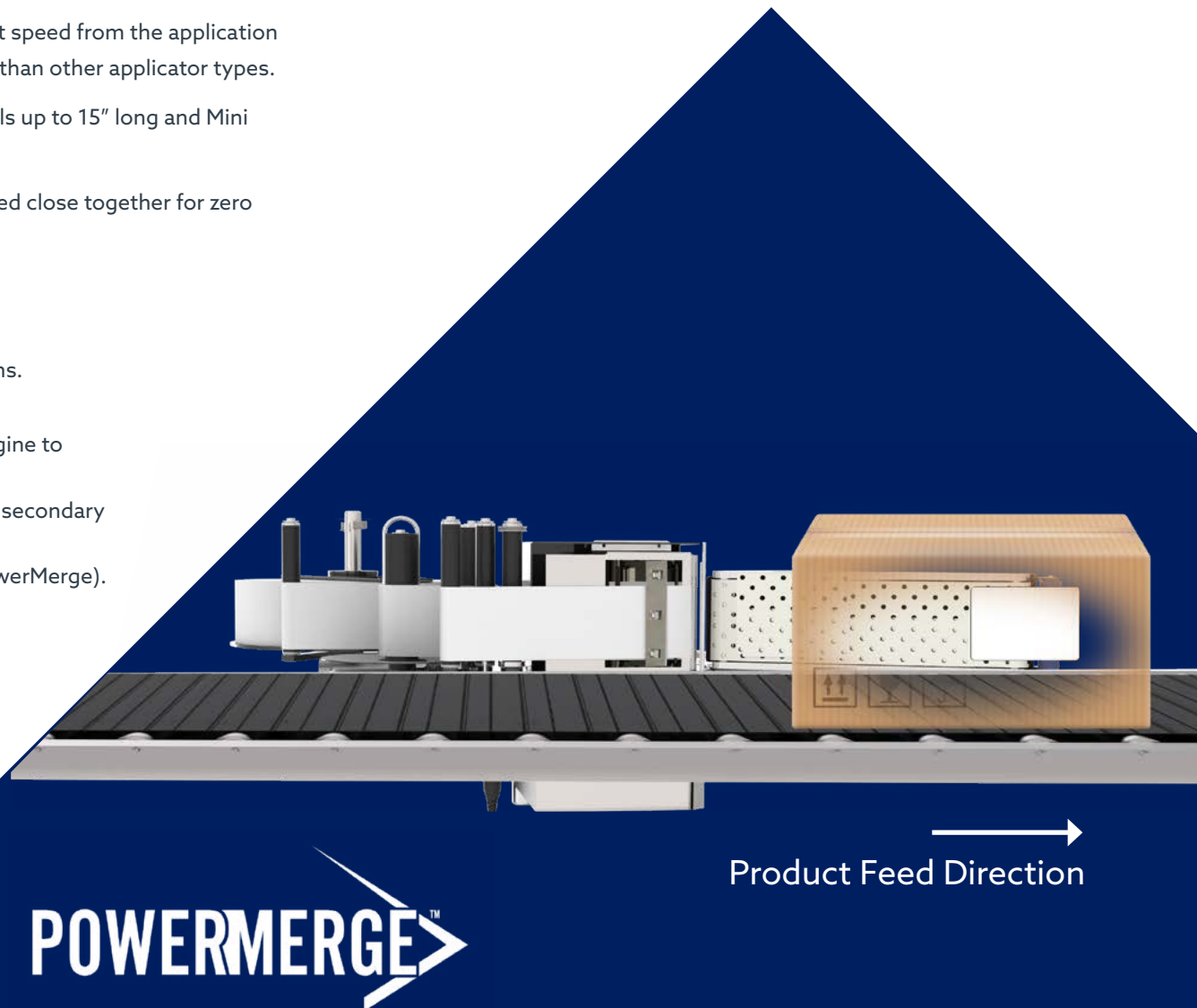
The PowerMerge module has the effect of decoupling the print speed from the application speed, allowing labels to be applied at faster conveyor speeds than other applicator types.

PowerMerge is available in two versions - PowerMerge for labels up to 15" long and Mini PowerMerge for up to 9" long labels.

Mini PowerMerge allows two printer applicators to be positioned close together for zero downtime applications.

Highlights

- High-speed labeling - conveyor speeds over 200 ft/min.
- Can be used with ID Technology 252 and 255 labeling systems.
- Designed for labeling cases and trays.
- Powered vacuum belt gently transports labels from print engine to product.
- Can apply labels to side of pack as well as corner-wrap (with secondary wipe unit).
- Various size labels from 2" x 2" to 6" x 15" (4 x 9" for Mini PowerMerge).
- Easily reaches 6" across conveyor (3" for Mini PowerMerge).
- No plant air needed.



POWERMERGE™

CrossMerge™ High Speed Applicator


HIGH SPEED APPLICATOR FOR LABEL PRINTER APPLICATORS

CrossMerge is a new concept in label application, designed to apply a label to the side of shipping cases, bundles or trays when using an ID Technology label printer applicator.

Designed as an addition to the successful PowerMerge™ family, CrossMerge decouples the print speed from the application speed and enables complete control of the label from the moment printing ends until gently applied to the product.

Highlights

- Revolutionary design provides the highest output possible at low print speeds.
- Able to run with high conveyor speeds.
- Up to twice as many labels per roll as conventional wipe-on labelers.
- The label orientation provides the best barcode and print.
- Less wear, longer printhead life and less maintenance on print.
- Ideal for both thermal transfer and direct thermal.
- Applicator module pivots away for easy access for cleaning and maintenance.
- All electric - no plant air needed.



ADDITIONALLY

A patent for CrossMerge is currently pending.

CROSSMERGE™

TiltTouch™ High Speed Applicator

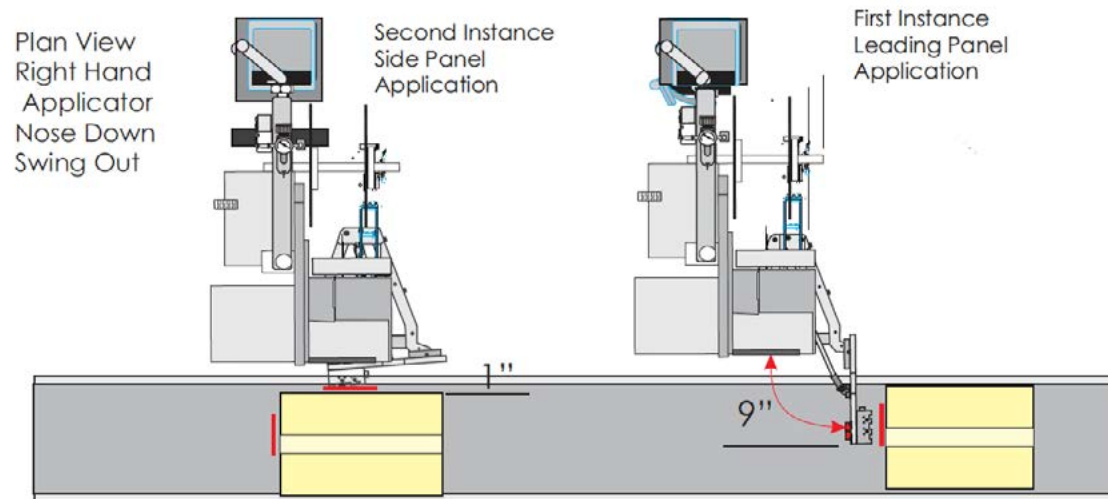
HIGH SPEED APPLICATOR FOR LABEL PRINTER APPLICATORS

TiltTouch is a new concept in label application, designed to apply one or two labels to shipping cases, bundles or trays when using an ID Technology label printer applicator.

With precision pneumatic control, TiltTouch can apply labels to either the leading or trailing face of the product, as well as the side at up to 35 products per minute. When applying a single label to the product, outputs of up to 70 products per minute can be achieved.

Highlights

- Patent pending dual cylinder mechanism for high speed label application.
- The label feed is in the short direction - more labels per roll for reducing downtime, extending printhead life and producing the best possible barcode quality.
- Nose down orientation gives small footprint and easy loading of labels/ribbons.



TILT TOUCH™


252CTL Case Taper & Labeler

THE INTEGRATED SOLUTION FOR SECONDARY PACKAGING

The 252CTL is an integrated system for sealing and labeling shipping cases in one simple machine. ID Technology's 252 print apply labeler is combined with Wexxar Bel's semi-automatic or fully-automatic case taping system, ensuring perfectly sealed cases with the correct identification labels every time. The 252CTL takes up less space than standard machines and makes it fast and easy to change case sizes - reducing downtime and improving OEE.

Highlights

- Smaller footprint than a stand-alone taper and labeler.
- Perfect for complying with GS1 standards for your secondary packaging.
- Allows ease of maintenance and tool-free changeovers.
- Adjusting the case taper for different product widths automatically adjusts the labeling head - reducing setup time.
- Ability to handle a wide range of case sizes and labeling configurations.



PRODUCT OPERATION

Corrugated cases enter the case taper, where the top and bottom flaps are sealed with pressure-sensitive tape. The cases are then presented to the 252 printer applicator which prints the correct label and applies it to the case.

OPTIONAL EQUIPMENT


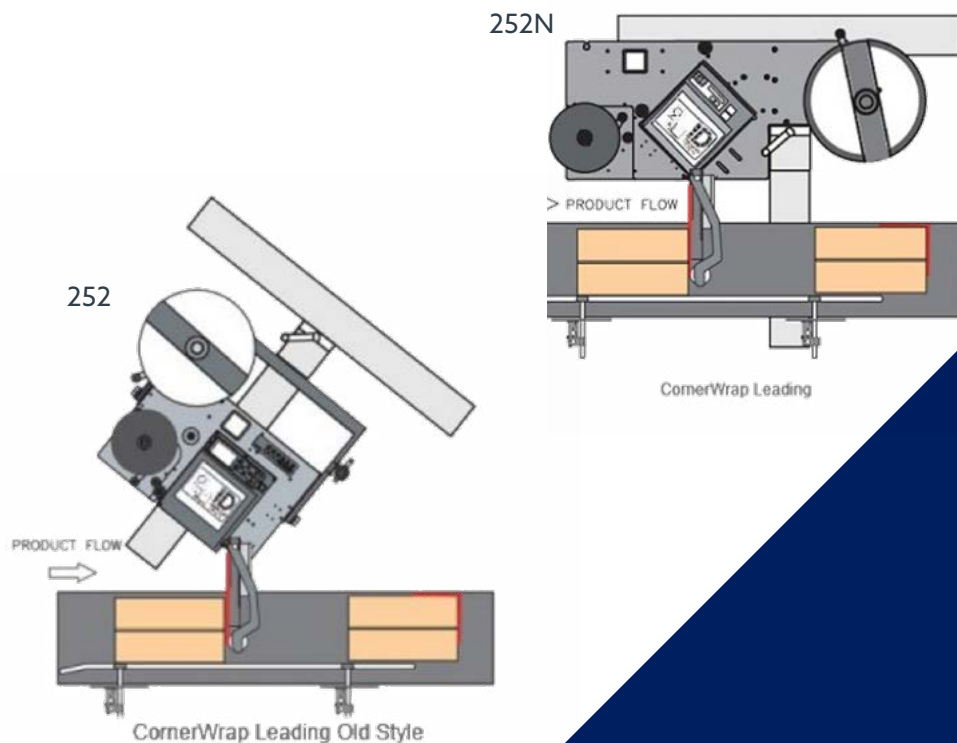
Wexxar Bel 505 semi-automatic case former and packing station.

252N Narrow Aisle Corner Wrap

The 252N is a version of the 252 Printer Applicator that is designed for use in areas where there is limited aisle width.

The machine uses standard 252 modules that are arranged on a custom faceplate in such a way that the 252N takes up only 18 inches of aisle width, even when using a full 14 inch diameter label roll.

Using standard modules ensures that the 252N is as reliable and maintainable as the other products in the 252 range. The 252N is designed to apply a corner wrap label to adjacent faces of the case, using a pivoting vacuum grid and follow along roller.



252E for Harsh Environments

Need to operate your Printer Applicators in tough environments where everything is washed down? That's the reason ID Technology's engineers developed the 252E.

As with all the members of this product range, the 252E is based on the same six modules as the other 252 machines. In this case, they are mounted on a custom precision machined baseplate that is fully enclosed in a sealed stainless steel cabinet. If the equipment is setup in a cold or hot/humid environment, a heater or A/C unit can be included in the enclosure.

When the line is washed down, the doors to the cabinet are latched closed and the 252E is impervious to the conditions.

Time to start production again, just open the stainless door covering the applicator module and the 252E is ready to go.

Large doors on both the front and rear of the cabinet provide easy access to the machine for loading media, setting up and for servicing.



OPTIONS

The 252E can be specified with various applicator modules from ID Technology's extensive range and pedestals are available with two different height options.

255 with Allen-Bradley Controls

The 255 with Allen-Bradley Controls is a standard for programming and controlling packaging equipment, intended to ensure that there is consistency in “look & feel”, programming and operation between the packaging machines used in modern packaging lines.

If a company has made a decision to adopt the PackML (Packaging Machine Language) standard for all its packaging lines, this 255 Printer Applicator becomes the logical choice for labeling applications.

The 255 is equipped with Rockwell Automation's Allen Bradley PLC controls and has a 4 inch color touchscreen HMI (Human Machine Interface). The setup prompts and alarms are all configured to be compliant with PackML guidelines.

Being part of ID Technology's 252 family, the ID Technology 255 can utilize the wide range of applicator modules developed for this product line, ensuring that it is able to handle just about any print apply labeling task in a PackML compliant environment.

See [“PackML - what is it and why does it matter”](#) for more info on the PackML concept.



350 Electric Label Printer Applicator

HIGH SPEED ELECTRIC LABEL PRINTER

The ID Technology 350 is a high speed electric tamp style label printer applicator capable of printing and applying a label to the top of variable height boxes and cartons. Using a servo based rack/gear actuator for faster throughput; the 350 can label boxes varying in height up to 40 inches at speeds up to 55 cases per minute. The 350 is easy to install and integrate with a discrete, Ethernet/IP or Modbus TCP interface. Designed and built on the Centerline-Modularity™ concept, the unit is both rugged and modular. A standard 14.5" OD unwind allows for longer label rolls and less downtime. To prevent label sticking the 350 is fitted with a plasma coated air assist tube. Crash Detect and Smart-Tamp sensors are also standard. Left hand or right hand models are available with a choice of Zebra, Sato or Honeywell print engines.



INTEGRATION

The ID Technology 350 is designed to integrate with your warehouse automation material handling system and is available from leading automation integrators. Once installed, the 350 is controlled via the warehouse execution software, with no operator intervention needed.

455 High Speed Label Printer Applicator

FOR BARCODE LABELING IN HARSH ENVIRONMENTS

The 455 is a high speed wipe-on Label Printer Applicator that uncouples the print & application speeds. The special PowerMerge™ module uses fans to create the air flow needed to hold the label in place prior to application.


As the product passes the applicator, the label is applied then wiped down by a follow along roller. This creates great adhesion with no label skew.

The stainless steel cabinet base has easy access for servicing the unit. An optional secondary wipe can be integrated into the unit for corner wrap applications.

455 includes a pneumatically controlled stainless steel hood to completely seal the system for wash-down.

Highlights

- 30-40% Faster than standard tamp applicator.
- • Built for 24/7 Operation.
- • Cabinet based, rugged construction.
- • Excellent operator access.
- • Color touchscreen interface.
- • Full Wash Down - on 455.




262 Loose Loop Label Printer Applicator

FOR HIGH SPEED LABELING

The 262 was designed to be the solution to your high speed print and apply challenges, especially for GS1 compliance labeling.

It uses a high torque, five phase stepper motor to positively drive labels at the highest speeds. This powerful drive preserves the printer components, while allowing this labeler to reach in to the tightest spaces. The 262 even allows you to bypass the printer entirely and run completely pre-printed labels.

Using a special air-sprung label control system, the print speed is uncoupled from the label application speed, allowing for higher outputs to be achieved than with conventional label printer applicators.



Highlights

- Special mounting with "operating" and "service" positions. Keeps operators safe by moving the machine away from moving equipment and product. Locks positively into place for production.
- Simple, compact design for minimal maintenance and long term reliability.
- Large robust web drive/nip roller that gives superior control while reducing the wear and extending the life of print engine.
- Short simplified web path for improved reliability and easy operator interface.
- Rotating peel tip for automated product and supply changes – eliminates the need to continually re-web the label path, or to manually remove printed labels, between jobs.
- Available swivel mount allows easy access for service and cleaning.

The ID Technology Advantage

ID TECHNOLOGY: A LEADER IN THE INDUSTRY

The best labeling equipment in the business is backed with ID Technology's nationwide service, parts & support.

Add to this the fact that ID Technology is one of the largest label manufacturers and you can see how combining ID Technology machinery, labels, service can provide a product identification system that is efficient, dependable and flexible - and give the lowest possible cost of ownership.

- LABEL MANUFACTURING
- SERVICE
- PARTS
- SUPPORT

In addition, customers using ID Technology labels, qualify for our lifetime limited equipment warranty.



Contact Information

Customers across North America depend on ID Technology, EPI, Greydon, Code Tech and Jet Label to design, build, and install the most effective product, case, and pallet identification systems for their production lines. As a leading manufacturer and integrator of labeling, coding, and marking equipment, we take the time to understand our customer's needs, which means...we have your solution.

ID Technology also provides our customers with multiple separate label converting plant locations across North America to efficiently and quickly produce quality labels and tags. As part of the ProMach Labeling & Coding business line, ID Technology, EPI, Greydon, Code Tech and Jet Label help our packaging customers protect and grow the reputation and trust of their consumers. ProMach is performance, and the proof is in every package.

ID Technology

5051 N. Sylvania Ave., Suite 405

Fort Worth, TX 76137

888.438.3242

www.idtechnology.com

IDT@ProMachBuilt.com

